

# StaticGuard



## AVX Multilayer Ceramic Transient Voltage Suppressors ESD Protection for CMOS, Bi Polar and SiGe Based Systems

### GENERAL INFORMATION

- Typical ESD failure voltage for CMOS and/or Bi Polar is  $\geq 200V$ .
- 15kV ESD pulse (air discharge) per IEC 1000-4-2, Level 4, generates  $< 20$  millijoules of energy.
- Low capacitance ( $< 200pF$ ) is required for high-speed data transmission.
- Low leakage current ( $I_L$ ) is necessary for battery operated equipment.

### StaticGuard

AVX Part Number	Working Voltage (DC)	Working Voltage (AC)	Clamping Voltage	Test Current For $V_c$	Maximum Leakage Current	Transient Energy Rating	Peak Current Rating	Typical Cap	Case Size	Elements
VC04LC18V500__	$\leq 18.0$	$\leq 14.0$	50	1	10	0.02	15	40	0402	1
VC06LC18X500__	$\leq 18.0$	$\leq 14.0$	50	1	10	0.05	30	50	0603	1
VC08LC18A500__	$\leq 18.0$	$\leq 14.0$	50	1	10	0.10	30	80	0805	1
VC12LC18A500__	$\leq 18.0$	$\leq 14.0$	50	1	10	0.10	30	200	1206	1
VA10LC18A500__	$\leq 18.0$	$\leq 14.0$	50	1	10	0.10	30	200	Axial	1

Termination/Lead Finish Code  
Packaging Code

- $V_w$ (DC) DC Working Voltage (V)
- $V_w$ (AC) AC Working Voltage (V)
- $V_c$  Clamping Voltage (V @  $I_{vc}$ )
- $I_{vc}$  Test Current for  $V_c$  (A,  $8 \times 20\mu S$ )
- $I_L$  Maximum Leakage Current at the Working Voltage ( $\mu A$ )
- $E_T$  Transient Energy Rating (J,  $10 \times 1000\mu S$ )
- $I_p$  Peak Current Rating (A,  $8 \times 20\mu S$ )
- Cap Typical Capacitance (pF) @ frequency specified and 0.5 V

**Not RoHS Compliant**

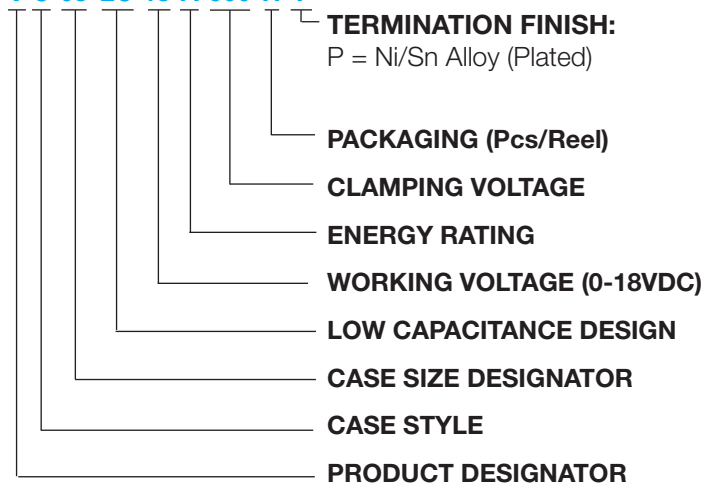


For RoHS compliant products,  
please select correct termination style.

### PART NUMBER IDENTIFICATION

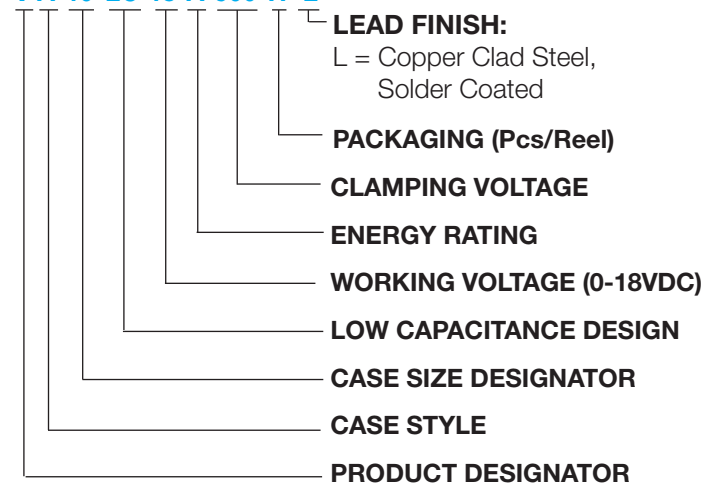
#### Chips

VC08LC18A500RP



#### Axials

VA10LC18A500RL



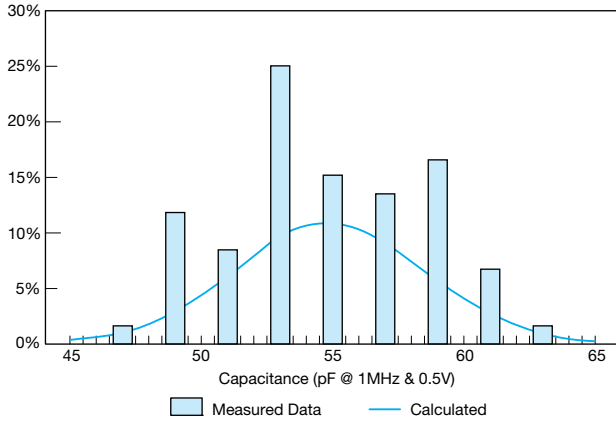
# StaticGuard

## AVX Multilayer Ceramic Transient Voltage Suppressors ESD Protection for CMOS, Bi Polar and SiGe Based Systems

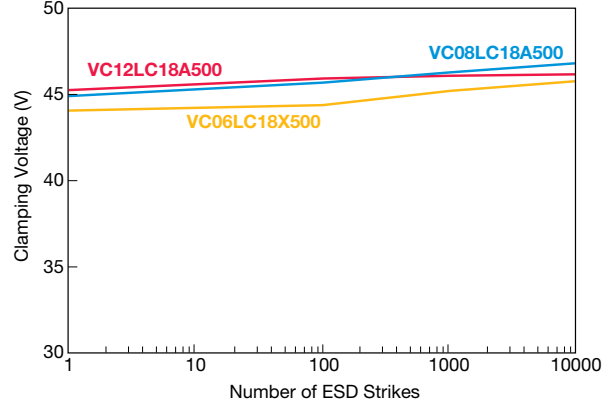


### TYPICAL PERFORMANCE DATA

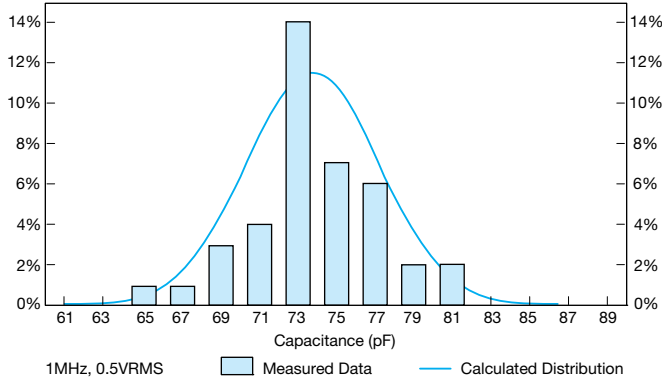
VC06LC18X500 Capacitance Histogram



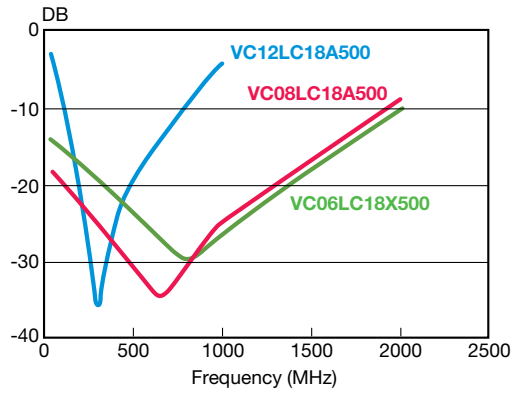
StaticGuard ESD RESPONSE  
IEC 1000-4-2 (8 Kv Contact Discharge)



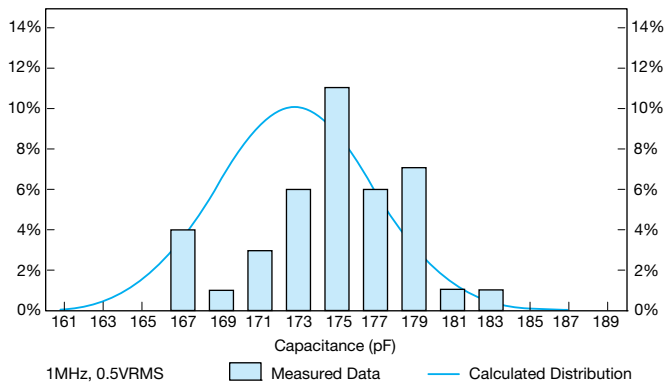
VC08LC18A500 Capacitance Histogram



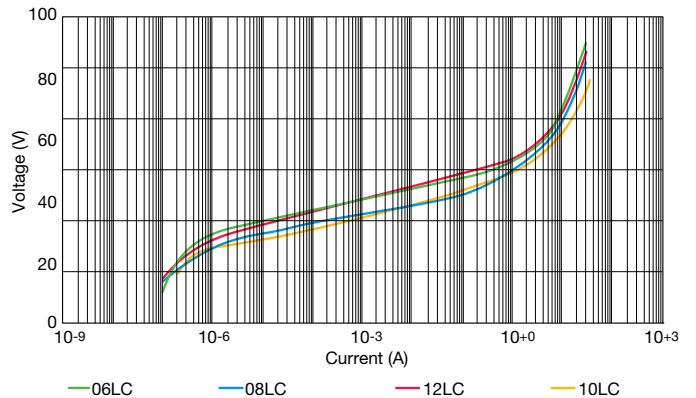
StaticGuard S21



VC12LC18A500 Capacitance Histogram



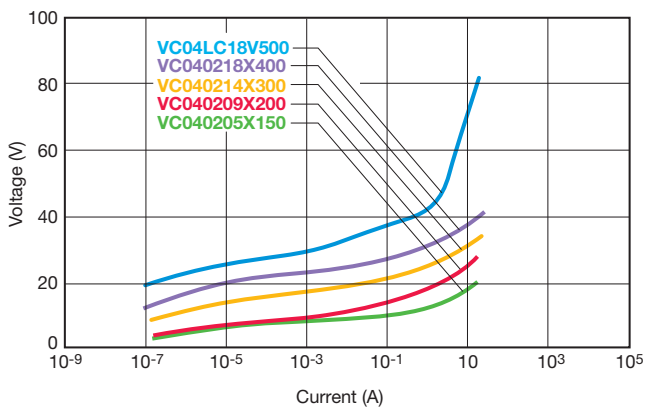
VI Curves - StaticGuard Products



### TYPICAL PERFORMANCE CURVES (0402 CHIP SIZE)

#### VOLTAGE/CURRENT CHARACTERISTICS

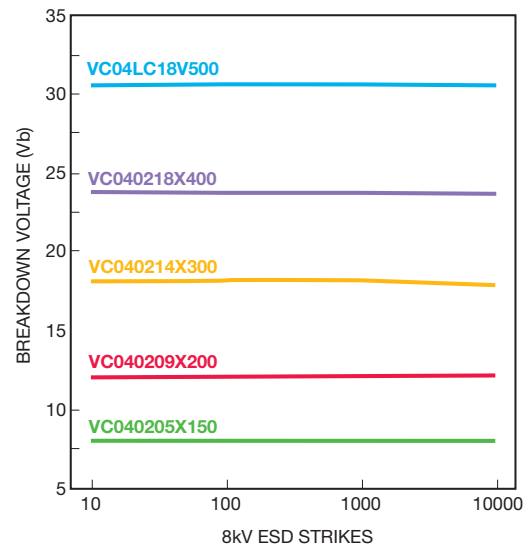
Multilayer construction and improved grain structure result in excellent transient clamping characteristics up to 20 amps peak current, while maintaining very low leakage currents under DC operating conditions. The VI curves below show the voltage/current characteristics for the 5.6V, 9V, 14V, 18V and low capacitance StaticGuard parts with currents ranging from parts of a micro amp to tens of amps.



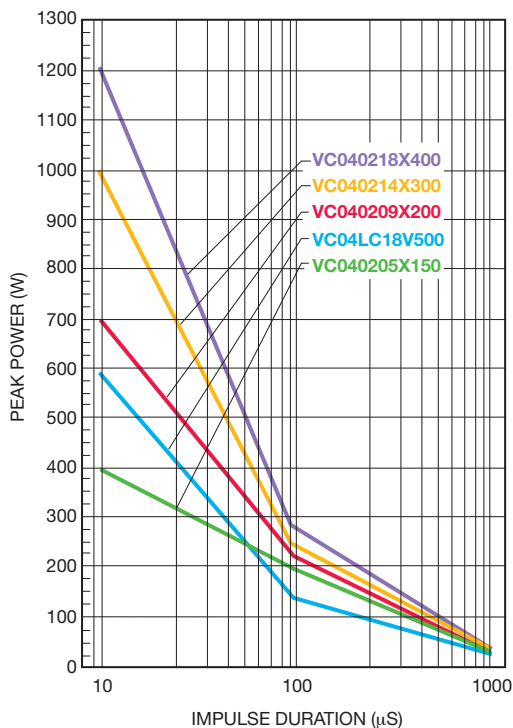
#### PULSE DEGRADATION

Traditionally varistors have suffered degradation of electrical performance with repeated high current pulses resulting in decreased breakdown voltage and increased leakage current. It has been suggested that irregular intergranular boundaries and bulk material result in restricted current paths and other non-Schottky barrier paralleled conduction paths in the ceramic. Repeated pulsing of TransGuard® transient voltage suppressors with 150Amp peak 8 x 20µS waveforms shows negligible degradation in breakdown voltage and minimal increases in leakage current. This does not mean that TransGuard® suppressors do not suffer degradation, but it occurs at much higher current.

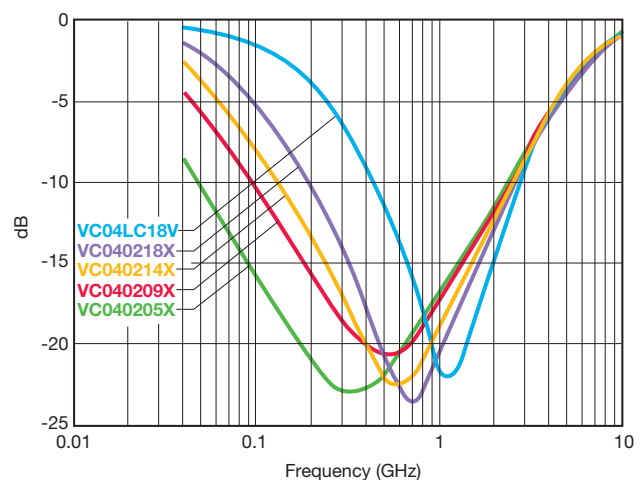
#### ESD TEST OF 0402 PARTS



#### PEAK POWER VS PULSE DURATION



#### INSERTION LOSS CHARACTERISTICS



# Mouser Electronics

Authorized Distributor

Click to View Pricing, Inventory, Delivery & Lifecycle Information:

[AVX:](#)

[VC12LC18A500DP](#) [VC08LC18A500DP](#) [VC04LC18V500RP](#) [VC04LC18V500WP](#) [VC06LC18X500RM](#)  
[VA10LC18A500RL](#) [VC06LC18X500DP](#) [VC06LC18X500RP](#) [VC08LC18A500RP](#) [VC08LC18A500TP](#)  
[VC06LC18X500TP](#) [VC06LC18X500D](#) [VC06LC18X500R](#) [VC08LC18A500D](#) [VC08LC18A500R](#) [VC12LC18A500D](#)  
[VC12LC18A500R](#) [VA10LC18A500TL](#) [VC12LC18A500RP](#) [VC12LC18A500TP](#)